

Submersible Chopper Pumps SPB



Submersible Chopper Pumps SPB

EFFICIENT, COMPACT, VERSATILE

CHIOR® SPB-type Submersible Chopper Pumps are designed for shredding and lifting slurry from animal husbandry, biogas digestate or industrial wastewater containing lumpy and fibrous solids. The highly efficient size reduction of the fibrous components in the material is caused by an innovative cutting system that ensures optimum pump operation even under harsh working conditions.

Its compact design and reduced overall dimensions make the pump easy to handle and install. The SPB range is available with a variety of accessories suitable for multiple applications. CHIOR® SPB-type Submersible Chopper Pumps can be installed in different configurations, either fastened to a vertical pole fixed to the tank or free-standing on the bottom of the tank. For both solutions, the pump can be positioned either vertically or horizontally.



Vertical pole-mounted installation



Horizontal pole-mounted installation

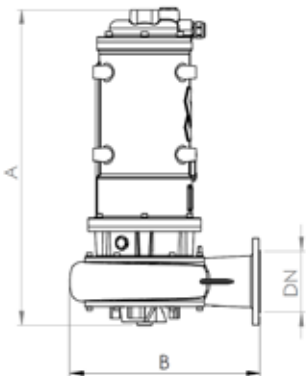


Free-standing vertical installation



Free-standing horizontal installation

Technical Data and Overall Dimensions



Type	Power installed (kW)	Dimensions (mm)		DN	Weight (kg)
		A	B		
SPB 022	2.2	615	405	80	95
SPB 030	3.0				98
SPB 040	4.0				105
SPB 055	5.5	765	460	100	150
SPB 075	7.5				165

Dimensions in mm

Benefits

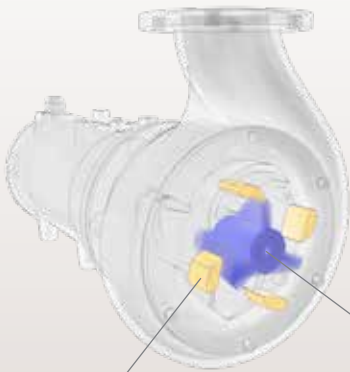
- ✓ High-efficiency, low-energy consumption electric motor
- ✓ Innovative, efficient chopping system preventing clogging
- ✓ Anti-leakage design for extended durability
- ✓ Easy maintenance thanks to modular chopping unit design
- ✓ Self-adjusting chopping system

Technical Features

INNOVATIVE CHOPPING SYSTEM




- Allows multiple cutting points per rotation
- Direct contact between sharpened helicoid blades and fixed knives ensuring optimum shredding
- Open suction inlet allowing excess material to flow out and preventing clogging



Fixed knives arranged on the outer circumference of the suction inlet



3-blade helicoid conveyor promoting material flow into the pump



Toothed plate with grooves facilitating material discharge

Channel impeller with sharp-profile blades

- Cast iron body
- Submersible IE3 electric motor (premium efficiency), 3-phase, 4-pole, insulation class F, IP68 protection
- Thermal probe preventing motor from overheating
- Fixed knives, helicoid and impeller blades manufactured from treated and hardened material
- Mechanical silicon carbide seal
- Rubber-sheathed cable with stainless-steel cable gland

Accessories



Bracket mounting kit for vertical pole-mounted installation



Bracket mounting kit for horizontal pole-mounted installation

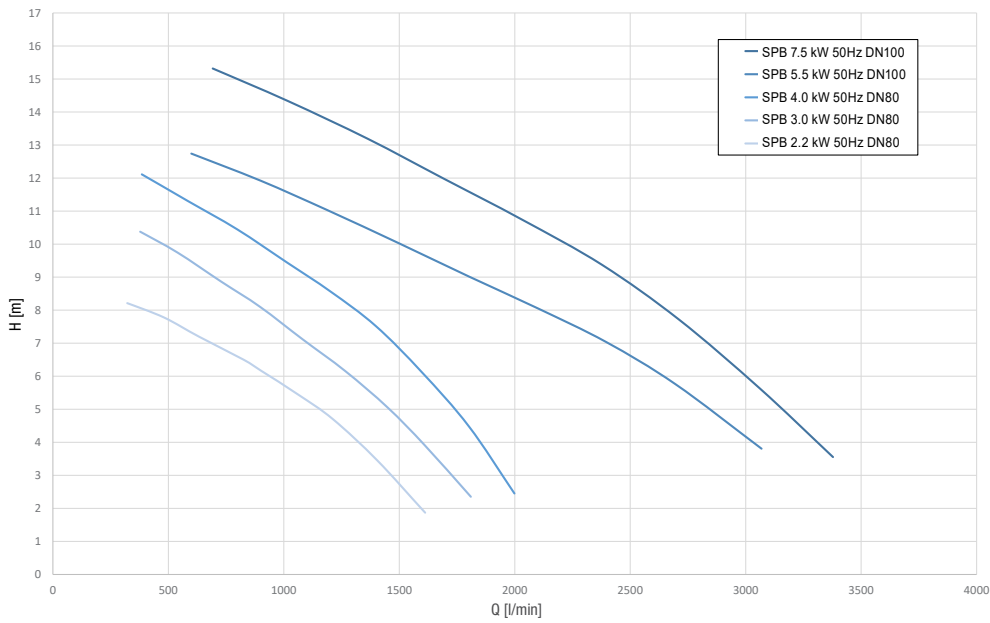


Mounting kit for vertical free-standing installation



Mounting kit for horizontal free-standing installation

Product Range Performance



* Values measured with clear water at 20 °C.

Results may vary by changing the operating conditions depending on the flow rate, density and viscosity of the liquid, the type and dry matter content of the slurry (depending on type of animal feed), the height and distance of the support, as well as the diameter of the pipe.

Application



202001725 July 2021 Rights reserved to modify technical specifications.

This brochure has been edited for distribution in European Union countries.



www.saveco-water.com